



YOUR SAFETY IS OUR TOP PRIORITY

Please read and abide by the following safety guidelines to reduce the risk of accidents and injury while on board. We want you and your crew to have a safe and enjoyable holiday. You should nominate a captain and a 2nd-in-charge who will be responsible for the safety of the crew and can take charge in case of an emergency. These persons must receive a briefing session by a Le Boat technician who will show them how to safely control and navigate the boat. Their signatures are required on the pre-departure paperwork to confirm this has been adequately received.



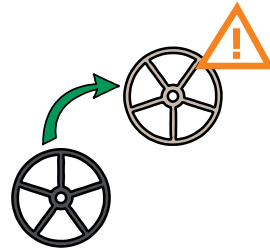
When driving, be alert and pay attention at all times. Stay within marked channels and always refer to your waterways map to identify navigational hazards (weirs, shallows, strong currents, swimming areas, bridges, tunnels and locks) and pass them SLOWLY and with caution. Always obey local speed restrictions.



Take care and SLOW DOWN when navigating under bridges. ALL crew members should be warned when approaching a low bridge... and take down your bimini sunshade/parasol if necessary.



Children under 16 are not allowed to operate the boat.



If your boat has two steering positions, please ensure the one you wish to use is properly engaged. Start slowly to ensure your controls are responding after changing positions.




Boating under the influence of drink or drugs is dangerous, significantly increases the likelihood of serious accidents and is not permitted by law. Even once you have safely moored, drink in moderation to avoid accidents when getting on & off and moving about the boat.



Please do not navigate after 6pm (after 4pm in April and October). Do not attempt to navigate in high winds or in poor visibility. If in doubt, please contact our base team for guidance.

SWIMMING

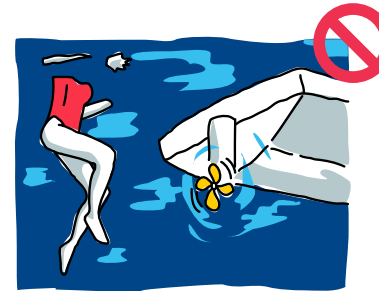
Swimming is fun, but it can be dangerous. Be sure to follow the below advice and abide by local rules. If in doubt – stay out of the water!



Please ask your base team if and where it is safe to swim. Do not swim in canals, near locks, bridges, weirs, marinas and in busy stretches of water where other boats pose a danger.




When swimming, your boat should be safely moored and at least one adult should always stay on board the boat.



Your boat's engine should be switched off when you are swimming from your boat.



Swimming at night and/or under the influence of drugs or alcohol is not permitted.



Ensure you are fit and able to exit the water safely (i.e. the swimming ladder is lowered) and that the life ring is accessible, before swimming.



Only strong swimmers should enter the water. If you have a medical condition, you should seek medical advice before swimming. We would recommend you use a personal flotation device. Please be aware the water can be very cold in some regions.

IN THE EVENT OF AN ACCIDENT

If you have an accident, please contact your departure base immediately and complete an Accident Form, which can be found at the back of the onboard Boat and Navigation Manual.

For serious injuries or life threatening situations, call the emergency services on 112

* Life jackets for adults are provided on all our boats and, if not already on board, children's life jackets will be available at reception.

FIRE



Smoking, candles and other naked flames are not allowed anywhere on the boat. If smoking on the towpath, ensure cigarettes are properly extinguished.



Everyone on board should familiarise themselves with the fire safety equipment provided on board and the location of escape hatches.



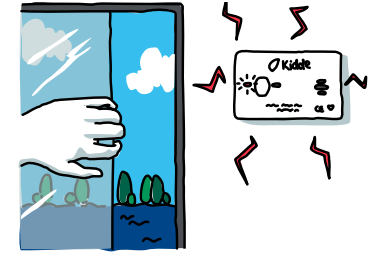
Never leave cookers or barbecues unattended.



If you smell gas inside your boat, extinguish all naked flames, shut off the gas at the gas tank, ventilate your boat, and contact our base at your first opportunity. Gas should be shut off at the gas tank when not in use and at night.




Your boat has been maintained to safeguard against carbon monoxide poisoning in accordance with European regulations. However, carbon monoxide is odourless and invisible, so please familiarise your crew with the danger signs and symptoms of carbon monoxide poisoning (see your onboard Boat Manual).



Where fitted, test your carbon monoxide alarms on arrival. If it sounds at any time, or if you have any concerns, ventilate your boat, shut off all fuel-burning appliances and contact our base at your first opportunity.




Do not bring charcoal barbecues inside the boat - even once they are extinguished.



Do not use your oven or burners/hob as a heat source to keep the boat warm.

REFUELLING



If you have to fill your diesel tank, always follow the guidelines provided at the filling station and ask for help if in doubt.

ANCHOR




Your anchor should only be used in emergency situations – please follow any advice given by the base teams during your departure briefing. Anchors are not allowed to be used, for any reason, on canals.

BOATS ARE HEAVY



Don't try to stop the boat by placing any part of your body between the boat and a lock wall or quayside, or by using your mooring lines. And don't 'fend off' with hands or feet, or using your boat hook.

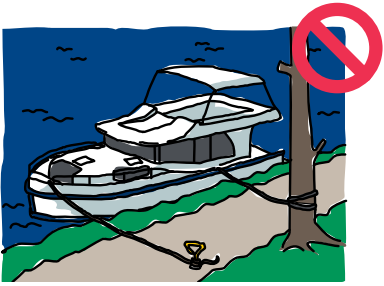


Take care not to place any part of your body between the mooring lines and a mooring bollard or the quayside.



Never wrap the mooring lines around your wrist or ankles.

SLIPS & TRIPS




When mooring, lines should always be tied to mooring rings and bollard provided and should never extend across the towpath.




Steps between the saloon and sundeck can be steep. Always face the steps when ascending and descending them.



Be alert when travelling through locks and, if there is a lock keeper present, follow his/her instructions without question. To steady the boat, loop mooring lines around the bollards and hold loosely. Never tie them.



If someone falls overboard, throw a life ring (not directly at them) and be mindful of their proximity to the boat's main propeller and bow thruster. Cut the engine immediately if in doubt.



Take care when walking around the boat, especially in wet weather or at night. Look out for open hatches, cleats and other trip hazards. Always use the railings to steady yourself and wear securely-fitted, non-slip footwear. Flip-flops are not adequate.



Take particular care when getting on and off the boat, especially in wet weather or at night. Never jump on or off the boat. Step with care and be mindful that trip hazards along towpaths might not be visible.

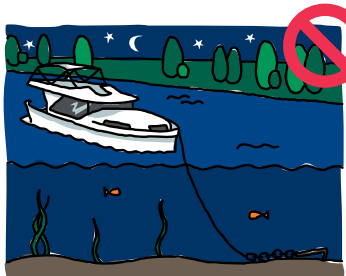


We strongly advise all passengers to wear life jackets* while on deck, particularly when inside locks (compulsory in some locks/regions) and when mooring where the risk of accidents is greater. Children and non swimmers are also at greater risk.




Children should be supervised at all times and with even greater vigilance when travelling through locks.

CROSSING OPEN WATER




No anchoring. Overnight in ports/marinas only.



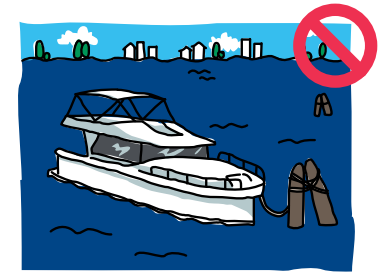
Consult your waterway guide/navigation chart before crossing open water. Follow the advice given and know where you are heading. Always stay within marked channels.



Do not navigate in the open sea.



Find out the weather forecast from ports or marinas and do not attempt to cross open water in high winds or in poor visibility. If in doubt, please contact our base team for guidance.



Do not attempt to moor or attach your lines to buoys or channel markers.